


Our Very Own Hungry Caterpillars!

By: Makaela Yamoah and Abenaa Mensah-Bonsu




On Saturday
he ate through
one piece of
chocolate cake, one ice-cream cone, one pickle, one slice of Swiss cheese, one slice of salami,




one lollipop, one piece of cherry pie, one sausage, one cupcake, and one slice of watermelon.





The next day was Sunday again.
The caterpillar ate through
one nice green leaf,
and after that he felt
much better.

Now he wasn't hungry any more – and he wasn't a little caterpillar any more.
He was a big, fat caterpillar.




He built a small house, called a cocoon, around himself. He stayed inside for more than two weeks. Then he nibbled a hole in the cocoon, pushed his way out and...




he was a beautiful butterfly!





**TIME TO MAKE
OUR
CATERPILLARS!**



You Will Need:


Paper Towels

A Pencil

Plastic Pipette

Markers

And your creativity!




STEPS:

1. Grab four paper towel sheets
2. Use your creativity and color each sheet of your caterpillar skin!




STEPS:

3. Wrap the paper towel around the pencil with your design facing inside.



4. Scrunch up the paper towel and slide it off the pencil. Remember to draw a face on your caterpillar!



STEPS:

4. Fill Your pipette with water

5. Slowly squeeze water down the length of your caterpillars and watch them grow!



What is Metamorphosis?

[BACK TO NAVIGATION PAGE](#)

Metamorphosis is a process in which "an insect changes from its young form to its adult form."

Egg



Larvae



Pupa (Cocoon)



Butterfly





CONGRATULATIONS!
YOU'VE CREATED YOUR
OWN CATERPILLARS!