

A light blue background with white and light blue wavy lines at the top representing clouds. Teal diagonal lines represent rain falling across the scene. In the top left, a yellow and orange umbrella is open. In the top right, a rainbow with purple, blue, green, and yellow bands is visible above two white clouds. In the bottom left, a pair of purple rain boots is shown. In the bottom center, another yellow and orange umbrella is open. In the bottom right, a girl with dark skin and hair, wearing a purple hooded raincoat and dark pants, is running and smiling.

Cloudy With a Chance of Meatballs

Make your own rain!

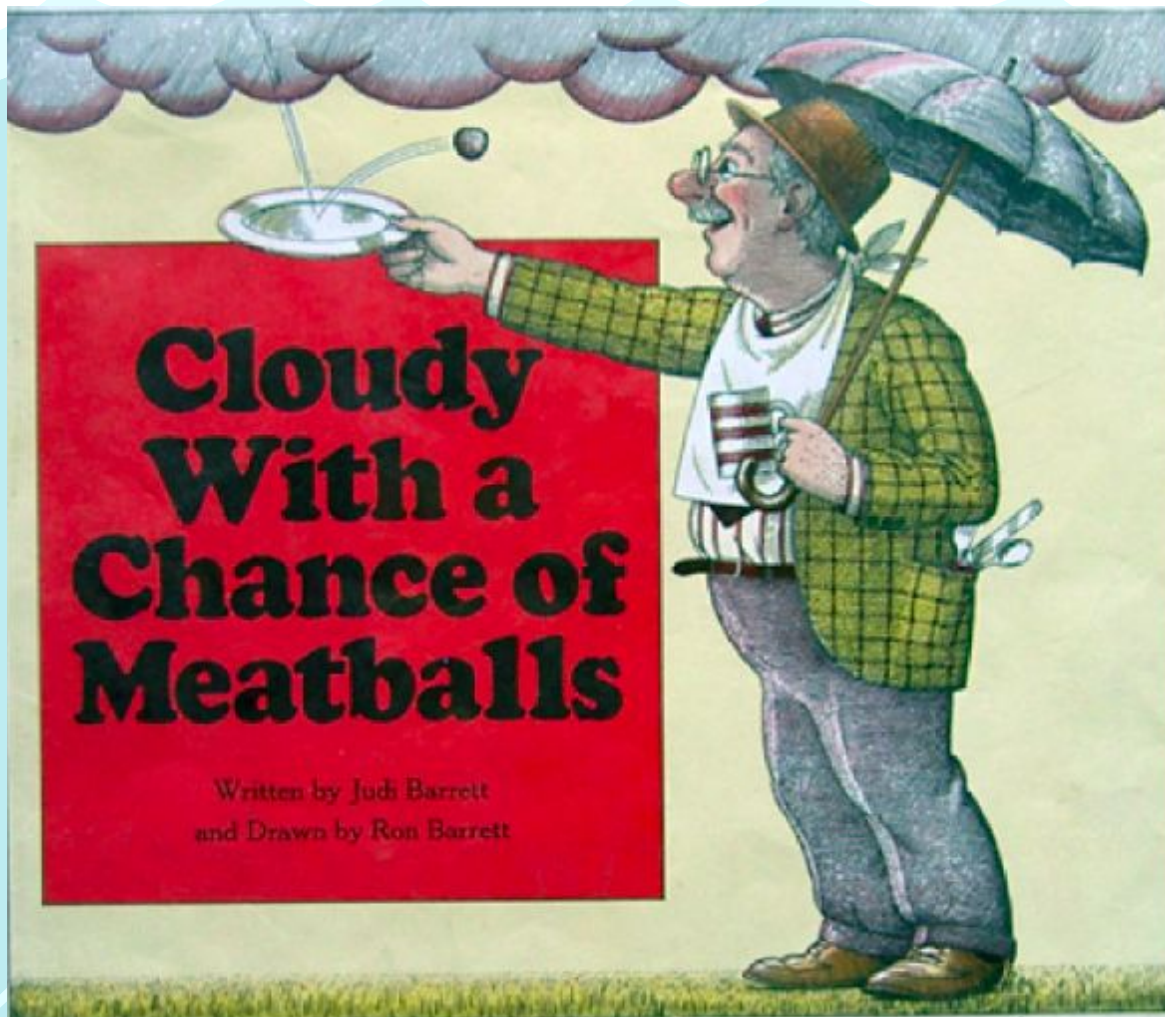
The background is a light blue sky with stylized white clouds at the top. Rain is falling, represented by white diagonal lines. There are four umbrellas: an orange one on the left, a purple one on the top right, a purple one on the bottom left, and a rainbow with three stars on the bottom right. In the center, there is a white teardrop shape containing the number '01'.

01


Let's Read!

Cloudy With a Chance of Meatballs

Written by Judi Barrett
and Drawn by Ron Barrett




We were all sitting around the big kitchen table. It was Saturday morning. Pancake morning. Mom was squeezing oranges for juice. Henry and I were betting on how many pancakes we each could eat. And Grandpa was doing the flipping.



Seconds later, something flew through the air headed toward the kitchen ceiling . . .



. . . and landed right on Henry.




After we realized that the flying object was only a pancake, we all laughed, even Grandpa. Breakfast continued quite uneventfully. All the other pancakes landed in the pan. And all of them were eaten, even the one that landed on Henry.




That night, touched off by the pancake incident at breakfast, Grandpa told us the best tall-tale bedtime story he'd ever told.

"Across an ocean, over lots of huge bumpy mountains, across three hot deserts, and one smaller ocean . . .



. . . there lay the tiny town of Chewandswallow.

In most ways, it was very much like any other tiny town. It had a Main Street lined with stores, houses with trees and gardens around them, a schoolhouse, about three hundred people, and some assorted cats and dogs.




But there were no food stores in the town of Chewandswallow. They didn't need any. The sky supplied all the food they could possibly want.





The only thing that was really different about Chewandswallow was its weather. It came three times a day, at breakfast, lunch, and dinner. Everything that everyone ate came from the sky.


Whatever the weather
served, that was what they ate.
But it never rained rain.
It never snowed snow. And it
never blew just wind. It rained
things like soup and juice. It
snowed mashed potatoes and
green peas. And sometimes
the wind blew in storms of
hamburgers.





The people could watch the weather report on television in the morning and they would even hear a prediction for the next day's food.




When the townspeople went outside, they carried their plates, cups, glasses, forks, spoons, knives and napkins with them. That way they would always be prepared for any kind of weather.



If there were leftovers, and there usually were, the people took them home and put them in their refrigerators in case they got hungry between meals.




Dinner one night consisted of lamb chops, becoming heavy at times, with occasional ketchup. Periods of peas and baked potatoes were followed by gradual clearing, with a wonderful Jell-O setting in the west.



The Sanitation Department of Chewandswallow had a rather unusual job for a sanitation department. It had to remove the food that fell on the houses and sidewalks and lawns. The workers cleaned things up after every meal and fed all the dogs and cats. Then they emptied some of it into

fish and turtles and whales to eat. The rest of the food was put back into the earth so that the soil would be richer for the people's flower gardens.






02

Time for Some Science!



How do clouds form?

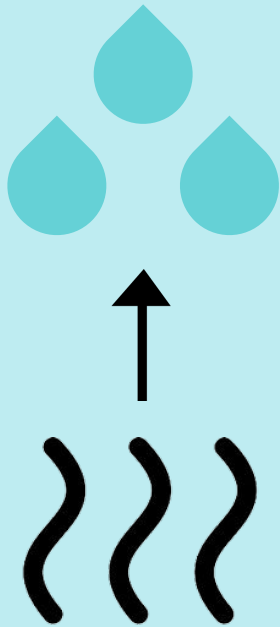


The sun heats up water, turning it into gas that rises to the sky

This is called evaporation!



How do clouds form?




**Up in the sky
where it's cooler,
the gas turns back
into liquid water.**


**This is called
condensation!**



How do clouds form?



The water droplets group together and form clouds.



Why does it rain?



When the cloud becomes too heavy, the water drops fall down as rain!

This is called precipitation!





03

**Ready for an
experiment?**



Today you will need....

- **Water**
- **2 Plastic Cups**
- **Shaving Cream**
- **A Dropper**
- **Blue Food Coloring**



STEP 1:

Add a few drops of food coloring to ONE water cup.



STEP 2:

**Add shaving
cream to the
CLEAR water
cup.**





STEP 3:

**Take the
dropper & pick
up some blue
rainwater.**



STEP 4:

**Slowly add
drops of blue
water to the
top of the
shaving cream.**





STEP 5:

**Watch as the
blue water
rains from the
shaving cream
cloud!**



Great Job Scientists!



Bonus Questions!

Why do you think the shaving cream cloud floats on top of the water?

Why don't the blue drops stay on top of the cloud? Why do they sink through to the clear water?

Bonus Answers!

Different objects have more or less space between their particles. This is called density!

Shaving cream is less dense than water. Its airiness helps it float!

The blue drops of water are more dense than the shaving cream, so they sink.

less dense
shaving cream



more dense
water

The background is a light blue sky with white clouds at the bottom. There are stylized raindrops falling diagonally. Three umbrellas are scattered: an orange one on the top left, a purple one on the top right, and a yellow one on the bottom right. A rainbow is visible on the bottom left.

Thanks for learning with us!

Resources

<https://www.naturalbeachliving.com/rain-cloud-in-a-jar-experiment/>

CREDITS: This presentation template was created by **Slidesgo**, and includes icons by **Flaticon**, and infographics & images by **Freepik**